

Learning from Home Menu 3

Below you will see a menu of activities for working at home. Pupils should choose a variety of activities from this list. It is very important that pupils maintain the amount of time they spend reading while schools are closed. Pupils will also have been provided with a number of passwords for online programmes which we use in school. Pupils are welcome to complete the online tasks instead of or as well as these tasks below. For further ideas on enriching the pupils daily tasks you can refer to the 'Learning from Home Page' on the school website under the 'COVID-19 School Closure' tab on the main menu.

NEW ADDITION TO THE MENUS - HERE YOU WILL FIND LINKS TO THE ESPRESSO VLE TO EXTEND YOUR CHILD'S LEARNING AND UNDERSTANDING!

You can present your work as you choose. I would however, love to see what you have done. You could complete your work using HWB and save it to your pupil file for me to view and comment on.

	Task	Completed	ESPRESSO Links
Mathematics tasks	<u>Times Tables</u> Continue to practise your times tables, to become a mathematical whizz.		Espresso search - Click on the key Stage 2 icon - Maths - Times tables tester.
	<u>3D shapes</u> Identify as many 3D shapes as you can. Can you build your own 3D shape? Challenge yourself to create some nets that will form 3D shapes.		Espresso search - Click on the Key Stage 2 icon - Maths - 3D shapes (Upper). Following the link, you will find, videos on naming 3D shapes, identifying nets and creating your own nets.
	<u>Algebra</u> Engage with the videos and activities on Espresso, then complete the equations with one unknown worksheet. Charlie Challenge - Complete the equations with two unknowns.		Espresso search - Click on the Key Stage 2 icon - Maths - Algebra (Upper). Here you will find a number of videos and games to engage with, to reinforce your understanding of Algebra.
	<u>Co-ordinates</u> Create a shape, picture or your name, using 2 or 4 co-ordinates. Identify at each point, which coordinates you have used. (You can print a readymade co-ordinates worksheet off Espresso)		Espresso Search - Click on Key Stage 2 icon - Maths - Geometry - Position and direction (Upper) There are some great interactive games for you to engage with. There are also co-ordinates in 2 and 4 quadrants for you to practise.
	<u>Time</u> Complete the 'Time' activities that I have assigned to your Purple Mash account.		Espresso search - Please type 'Time' into the search bar at the top of the webpage. There will be a number of activities, videos and games available for you to engage with before completing your task. Purple Mash - Work uploaded to your personal folders.
Li	<u>Exaggerative adjectives.</u>		Espresso Search - Click on Key Stage 2 icon - English - Roald Dahl.

Roald Dahl explains that the only way that he could make his characters really interesting for children, was to exaggerate all of their good or bad qualities. So, if they are ugly, make them REALLY ugly, or if they are nasty, make them REALLY nasty.

Develop and describe your own character.

There are key pointers how to write a character description if you follow the Espresso links.


Charlie Challenge - Create a contrasting character (There is an activity in the Roald Dahl folder on Espresso to also support you with this)

Here you will find many resources to support this task, there are videos, games and worksheets.

Predictions based on the cover of a book.

Using the image of the front cover below, I would like you to identify what you can see, think about all of the details. Then, make predictions about what tales you think the book may contain. What characters? What era it is set in? What country? What the characters may be doing?

Charlie Challenge - Self-assess. Read the text extract, were your predictions correct?



Espresso search - Key Stage 2 icon - English - The children of Willesden Lane.

Here you will find resources to support you in completing this task. A larger copy of the cover is also available for you to view. A text extract and a blurb can also be found for the self-assessment.

Diary entry.

Create a two-day diary entry for one of the children from Willesden Lane. You will need to read the text extract to support you. Write a diary entry for the day leading to the event in the extract, and the day following the event. Think of all of the ways that you can add interest to your diary entry - Similes? Adjectives? Metaphors? Alliteration?

Espresso search - Click on Key Stage 2 icon - English - The Children of Willesden Lane.

The text extract that you will need to complete this task can be found following the above search.

Analyse an advert

Choose an advert that you regularly see on your TV or hear on the radio and analyse it. Who is the advert aimed at? How do you know? What information is shared on the advert? What word choices do they use? It is a negative/positive advert? What impact is it intended to have?

Charlie Challenge - Create your own audio or visual advert. Identify your target audience.



Espresso search - Click on Key Stage 2 icon - English - Media Literacy.

There is a whole section here on analysing adverts that will support you to complete this task.

Informal vs Formal language.

Write a brief note about yourself to share with a new child at school, remember to keep it relaxed so to make them feel comfortable.

Espresso search - Click on Key Stage 2 icon - English - Grammar and Punctuation - Word.

	Who are you? Family? What are you good at? What do you like/dislike doing? Now re-write your note, this time you have to share it in front of the school, as you are applying to become a head boy/girl. Think carefully about the different type of vocabulary that you would use.		Here you will find a very helpful video, sharing examples of formal and informal language choices.
	<p><u>Transition Y6-Y7</u> Compare the differences between Glanhowy Primary School and Tredegar Comprehensive School (TCS). Use the Espresso links to support you. You may also need to do a little bit of research to find out more about TCS. You could complete the work in a table or maybe in a mind map as shown on the Espresso example.</p>		<p>Espresso search - Click on Key Stage 2 icon - PSHE - Moving on. Here you will find a number of tasks and videos that you can engage with. Some will discuss how you might be feeling about the transition period, others will compare how primary school differs from secondary school. Use the examples and videos to help compare both schools.</p>
	<p><u>Glanhowy Memories</u> As year 6 pupils, you have attended Glanhowy Primary school for a number of years. During that time, you will have met many new people including teaching staff, pupil, visitors. You will have also attended many school trips, taken part in many concerts, enjoyed a number of sports days. I would like you to think about all of these things and create a memory board of your time at Glanhowy. You can do this on paper or online (using J2e 5 on HWB - This is amazing for adding images, texts, videos and voiceovers). I can't wait to see what memories stand out for you.</p>		<p>HWB – Just2easy – this will take you to the J2launch page below.</p>  <p>Click on the j2e5 icon below. This programme will be great for you to complete this task.</p> 
	<p><u>What happens to the body when we exercise?</u> Explain what changes happen to the body, think about the organs, muscles and bones. Also consider what it does for your mindset, how does it make you feel. What physical changes occur? You can present your work how you choose.</p>		<p>Espresso Search - Click on the Key Stage 2 icon - PSHE - Health and Fitness, you could also search Keeping Healthy and Bodie (Science folder) When you follow the links, you will find many resources available to support you with this task. There are videos, testimonials and quizzes to test your knowledge.</p>
	<p><u>Water safety.</u> Create a leaflet about water safety. It could be based upon the swimming pool, on the beach, around a lake, or maybe it could include all areas where water safety must be considered. Think about keeping a safe distance from the water, signs and symbols to be aware of, people who can help, what can be done if someone found themselves in a dangerous situation around the water. It could even discuss some life-saving techniques. You could create your leaflet using paper or online (using purple mash or in Just2easy on Hwb)</p>		<p>Espresso search - Click on the Key Stage 2 icon - PSHE - Keeping Healthy - Keeping Fit. When you follow the links, you will some resources available to support you in completing this task. There are even some survival videos that you can watch.</p>

<p><u>Water advert</u> Water! You may think it is not the most exciting drink but it is super good for you. Find out why drinking water is good for you and how your body uses it and then make an advert for pupils to encourage them to drink plenty of water. You could make your advert on paper, online (using purple mash or in Just2easy on Hwb) or you could make a video advertisement for TV!</p>		<p>Espresso Search - Key Stage 2 - Home Learning Routes scroll down to 'advertising water'.</p> <p>Here you will find a complete lesson on this including all of the information you will need to complete this task.</p>
<p><u>Sports Day</u> Keeping active is very important to lead a healthy lifestyle. At Glanhwy Primary we encourage all of our pupils to engage in weekly PE activities and also in our annual sports day. Create an obstacle course that would be suitable for Key Stage 2 children to engage with during a sports day event. You could think about using different equipment, modes of travelling, different heights, etc. Most importantly, make it FUN!</p> <p>Charlie Challenge - Create the activity as a partner challenge. Maybe one partner could complete the course wearing a blindfold. Do you need to change any of the obstacles/equipment?</p>		<p>Espresso search - Key Stage 2 - PE - Team building.</p> <p>Follow the link for team building activity ideas. This will support you to complete the Charlie Challenge.</p>
<p><u>Creative activity</u> Create a piece of art based upon your experience of the lockdown, it could be a drawing, a painting, a model.</p>		<p>Espresso search - KS2 - Art and Design - Contemporary Art Gallery.</p> <p>Follow the link for ideas and a small tour around a virtual gallery.</p>